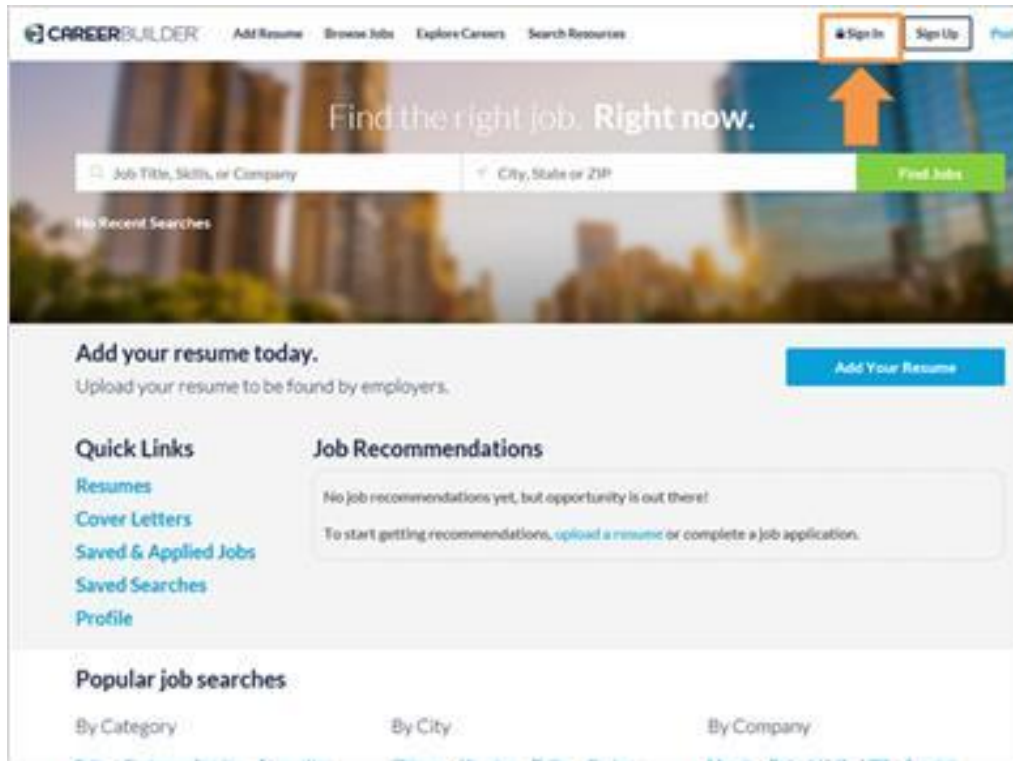
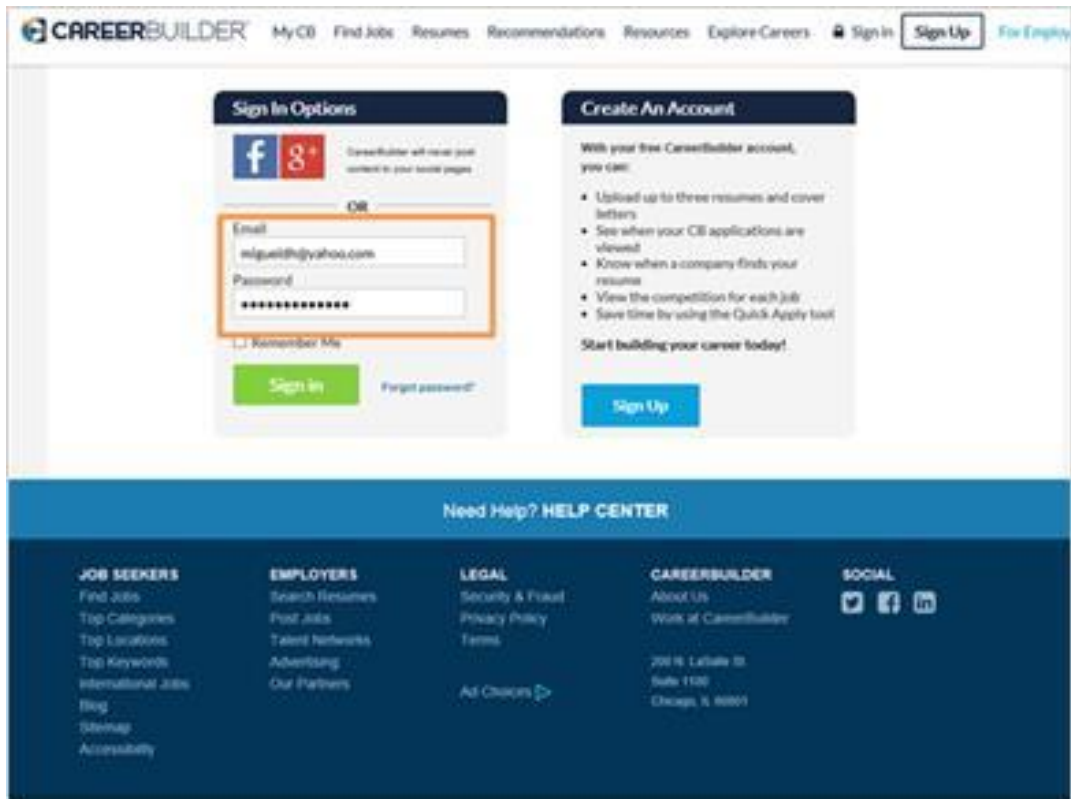


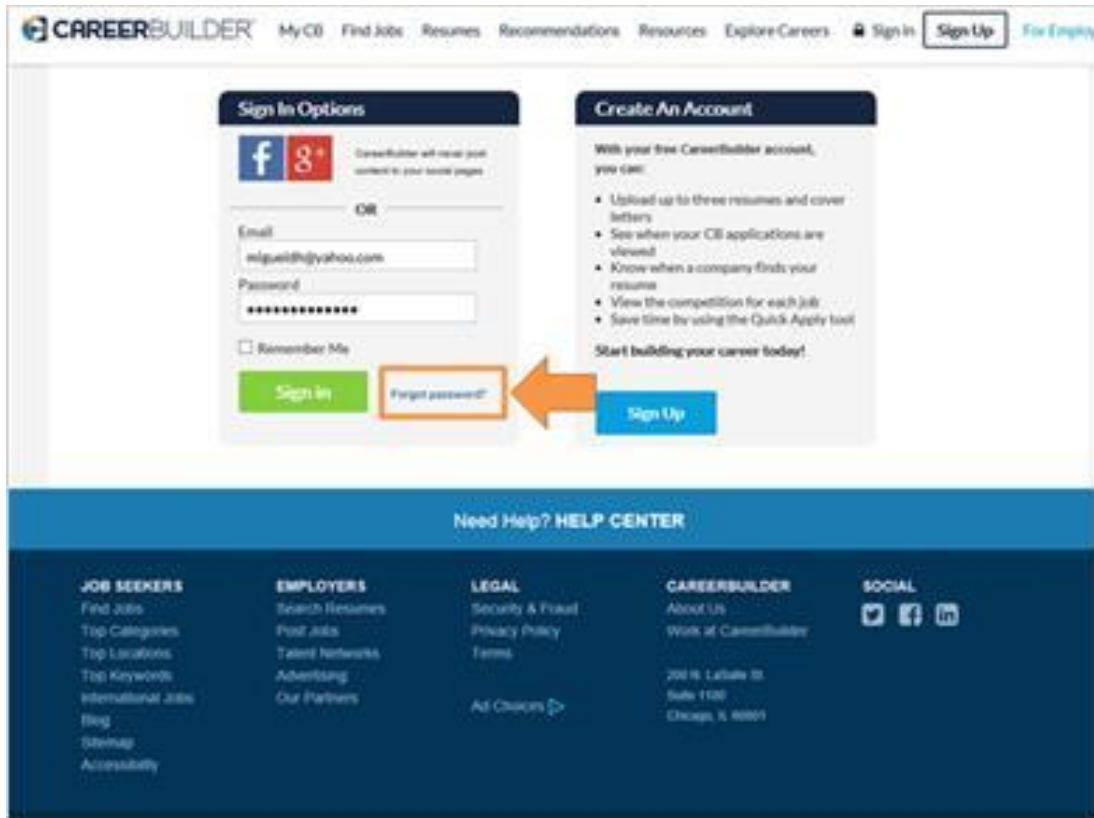
Logging In and Recovering Passwords



Once you have created an account on a website, you can access your account by logging in, which is also called signing in. To sign in to your account, look for a link or button in the top right corner of the website.



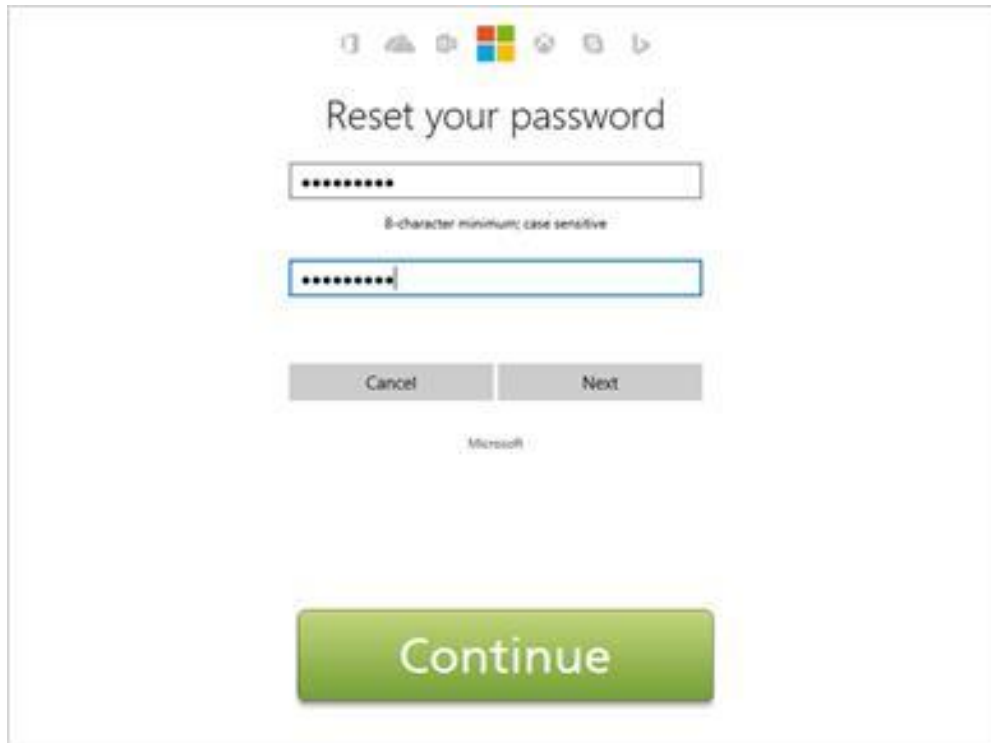
To sign in, you'll need to type in a username or email address and a password. Make sure they are spelled and capitalized correctly.



If you've forgotten your password, or your password isn't working, there are several ways to reset the password. Miguel can click on the link "Forgot Password" to see what his choices are.



Depending on the website, you may have different choices for resetting your password. Click on each option to learn more.



To reset your password by email, you must be able to access the email address associated with your account. When you select this option, an email message will be sent to that email address.

Miguel logs in to his email to find a new message. The message usually contains a link or code to reset your password. Follow the instructions in the email message to choose a new password.

The screenshot shows a web interface for password reset. At the top, it says "We've signed you in" and "Let's secure your account with a new password". Below this are two input fields for a new password, both containing seven asterisks. To the right of the second field is a checkbox labeled "show password". Below the input fields is a small green button with a dark blue "Continue" label. At the bottom center of the screen is a large green button with the word "Continue" in white text.

To reset a password by phone, you must have access to the phone number associated with the account. Then the website will either send a text message with a code or call the phone with an automated voice message reading a code. Type that code into the box on the website. This verifies that you are really the owner of the account. Then choose a few password.

[FAQ](#) [Log In](#)

Identity Verification System

Forgot your password? Follow the steps below to verify your identity. Once your identity has been verified, you'll be able to reset your password.

Set New Password

New Password:

Confirm Password:

[Next >](#)

[Continue](#)

Sometimes you can reset a password by answering your security questions. These questions were selected when you originally set up your account. Your answers must be exactly the same as your original answers for this to work. Next, choose a new password.

Submit a question to our service team.

Please Note: Responses can take 24-48 hours

Email Address *

First Name * Last Name *

Phone

Region *

North America ▾

Country *

United States ▾

Street Address

City *

State

Delaware ▾

Zip Code *

Previous Two Employers *

Category *

Describe your issue or question *

Attach Documents

Choose...

Continue...

If none of these methods work you may have to contact the company that you have an account with. For example you might do this if you no longer have access to the email or phone number associated with your account.

Type the password and click "Sign In"

Sign In

migueldh@yahoo.com

Password

[Forgot your username or password?](#)

Sign In

Account Info:

UserID:
migueldh@yahoo.com

Password:
Dalmation\$2

Oops! Please enter the password and try again.

Can you help Miguel log into this account? Type the password and click sign in.



Good job! Now Miguel can access his account on this website.