

Online Job Searching



Hi, I'm Sarah, and this is Corey.

Corey wants to learn how to use the computer to look for jobs online.

We'll follow him through several types of job searching websites to find job openings.

He'll apply for unemployment, search nationwide career websites and local ads, and visit individual company websites.



Before searching for jobs, it's a good idea to think through your skills and experience, and make a list of jobs for which you would be qualified.

Corey has experience in manufacturing and warehousing, and knows how to operate some heavy machinery, so he writes these and some other things down.

These skills could come in handy for several types of jobs.

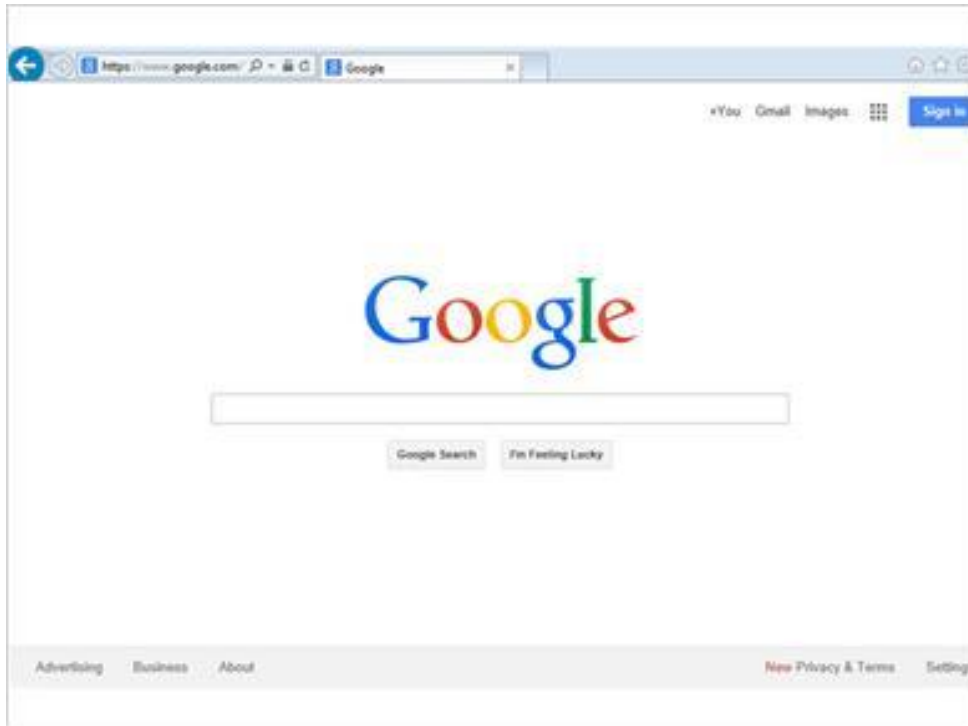
He's heard of a few companies hiring in his area, so he writes those down, too.



If you're unemployed, it's a great first step to register with your state's unemployment office.

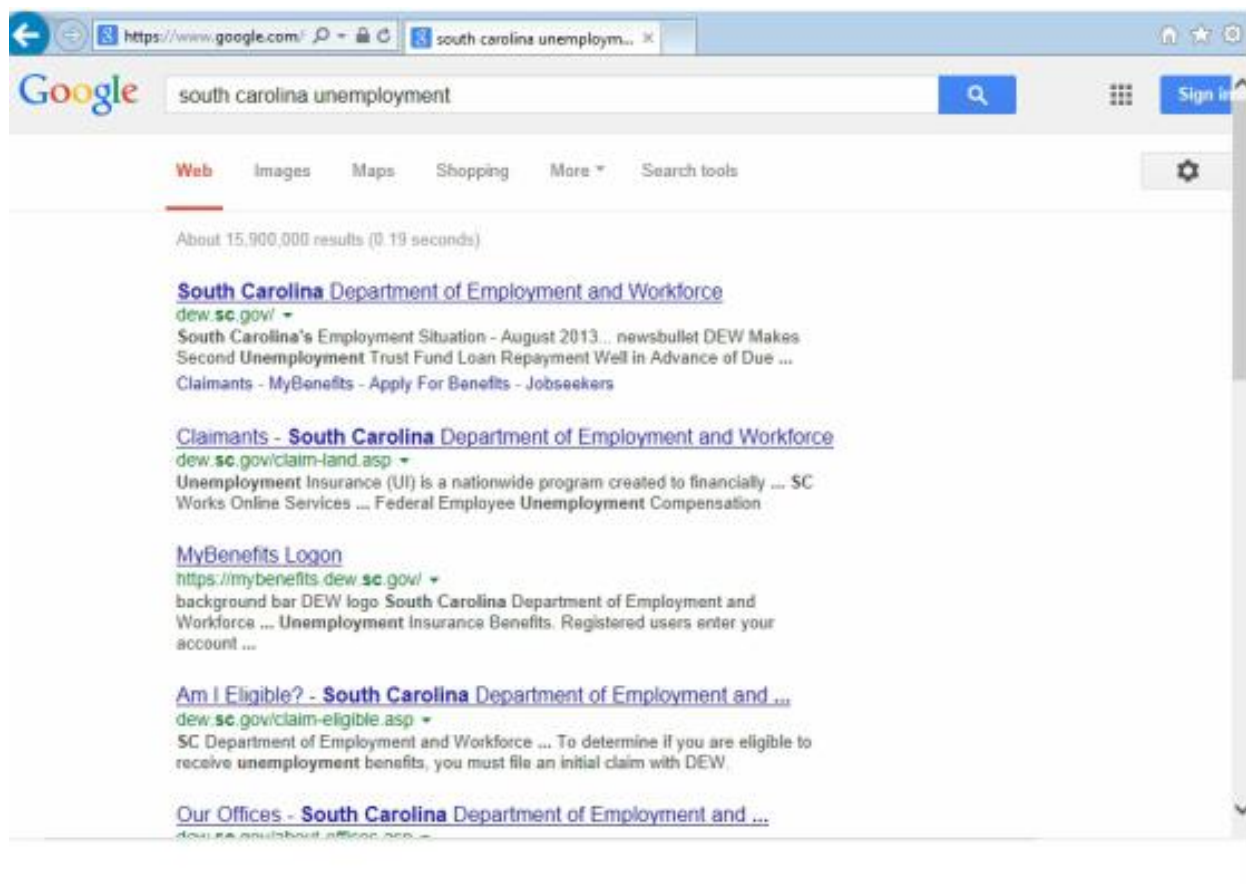
You might qualify for unemployment benefits, and the office may have other services that can help you, like classes to improve job skills, or job fairs, where you can talk to many potential employers.

[note workforce image info for credit:
<http://www.flickr.com/photos/danramarch/5736208414/sizes/l/in/photostream/>]

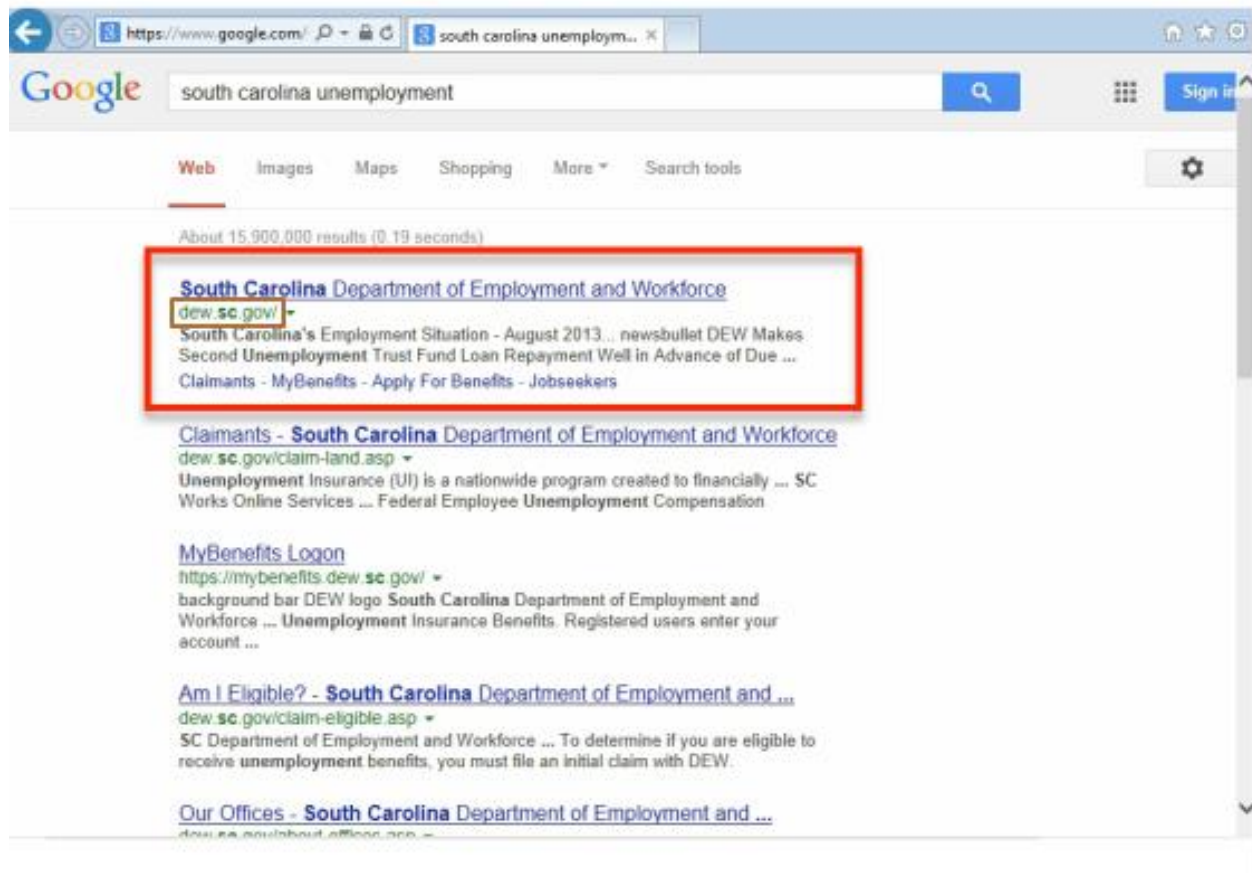


Corey begins by searching online for his local unemployment office website. He does this by searching Google on the web.

For more on basic searching with Google, please review the Basic Search class on this website.

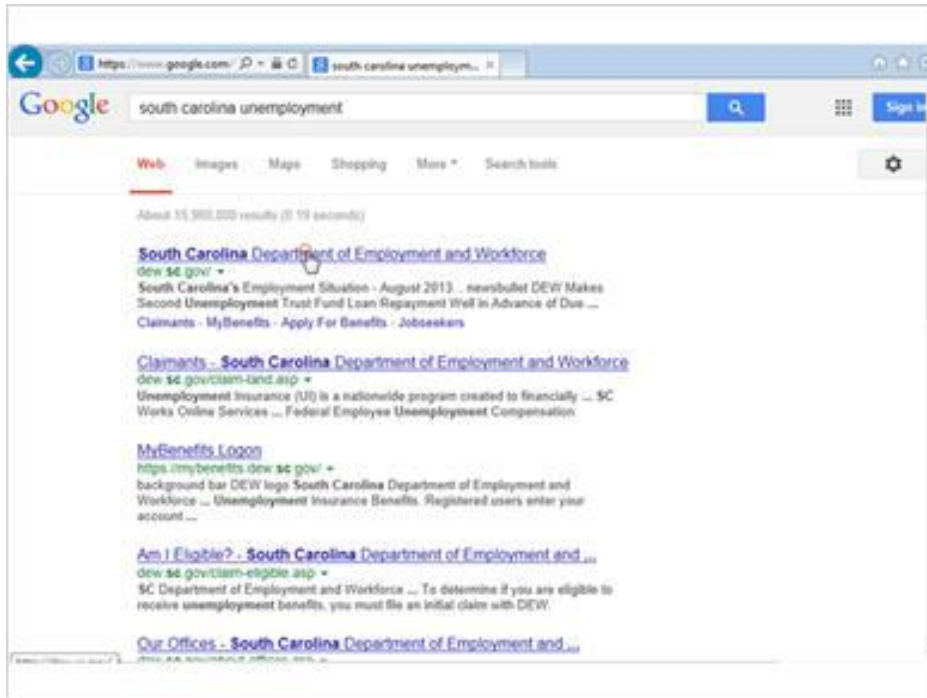


In the search box, Corey types “south carolina unemployment.”



Let's look at the list of search results. Each result includes the title of the website, the URL, and a short description of the site. It's important that Corey finds an official website, so he reads the descriptions and URLs carefully.

Many state government websites end with .gov, so this looks like the correct site.



Corey clicks to visit the website.



Now Corey can read through the website to find out how to apply for unemployment.



Corey clicks on “Apply for Benefits” in the Claimants menu to find out more.



Then he clicks on the Getting Started link to start the process.



If you're unemployed and want to apply for benefits or find out about services in your area, search the web for information on your own local unemployment office.

Requirements and services vary from state to state